


**“How-to” Tutorial**  
*Your Step-By-Step Guide*

**LOGIN > FORGOT PASSWORD**

Step 1: Go to Login page: <http://www.scoreceo.com/login>



The screenshot shows the ScoreCEO login page. At the top is the ScoreCEO logo and the text "by Scoreinc.com". Below the logo is a large black padlock icon centered on a dark horizontal bar. Underneath the bar are two input fields: "Email \*" and "Password \*". Below the password field are two links: "Credit Repair Business Registration" and "Forgot Password". At the bottom left is a "Remember me" checkbox, and at the bottom right is a dark "Login" button.

Step 2: Select Forgot Password Link.

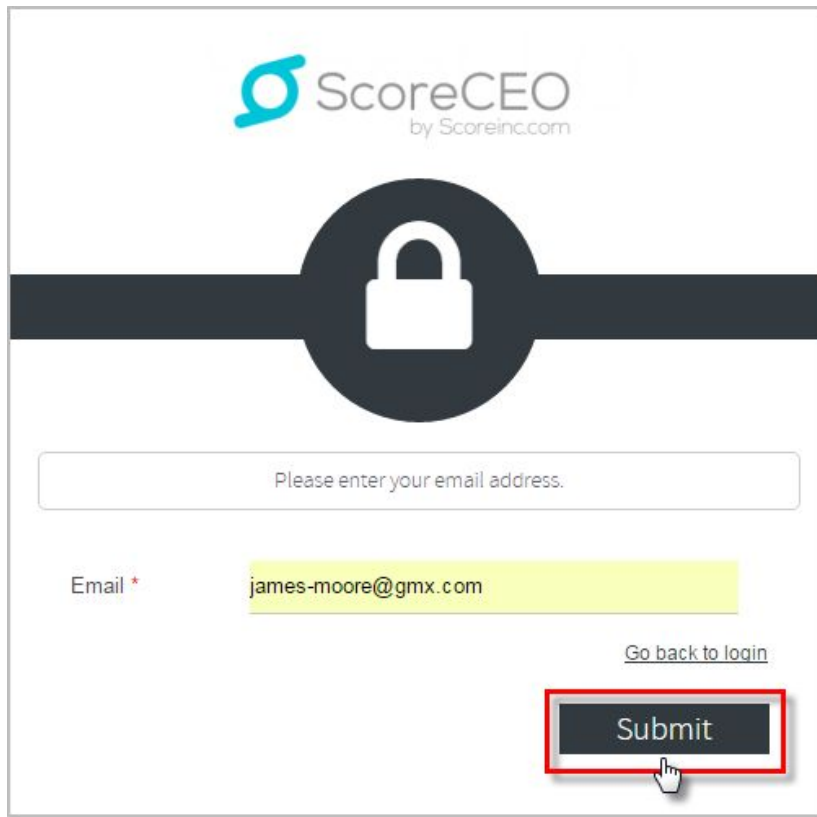
**> Notice: If you enter the incorrect username/password combination a red line will appear.**



This screenshot shows the login page with the "Email \*" field containing "name@gmx.com" and the "Password \*" field containing "companypassword123". A red horizontal line is drawn under the email field. A red arrow points to the start of this line. Below the password field are the links "Credit Repair Business Registration" and "Forgot Password". The "Forgot Password" link is highlighted with a red rectangular box, and a mouse cursor is pointing at it.

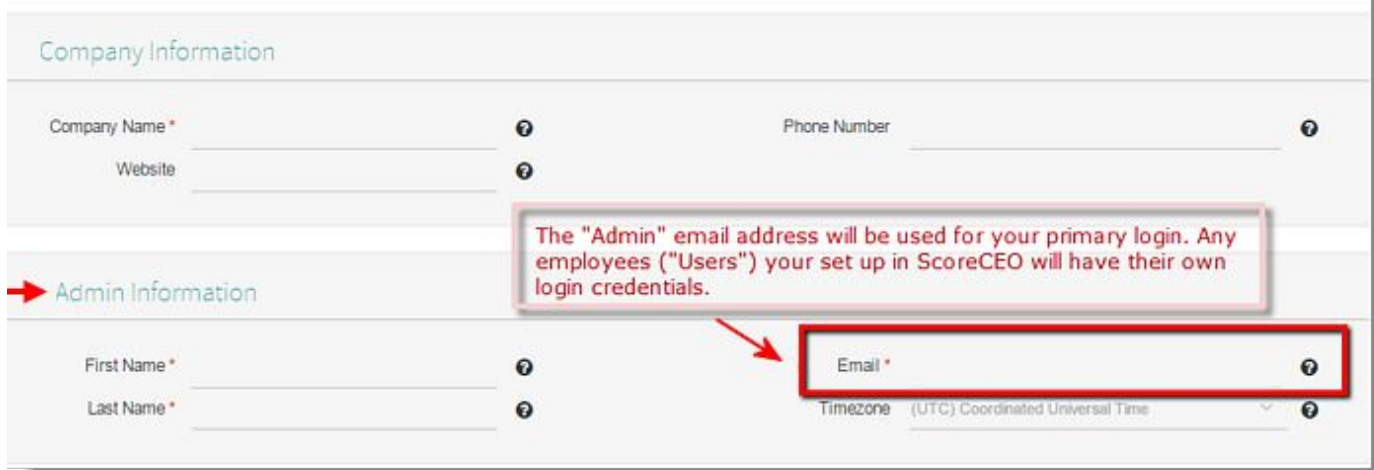
For questions regarding this tutorial please contact:

### Step 3: Enter Your Email Address & Submit

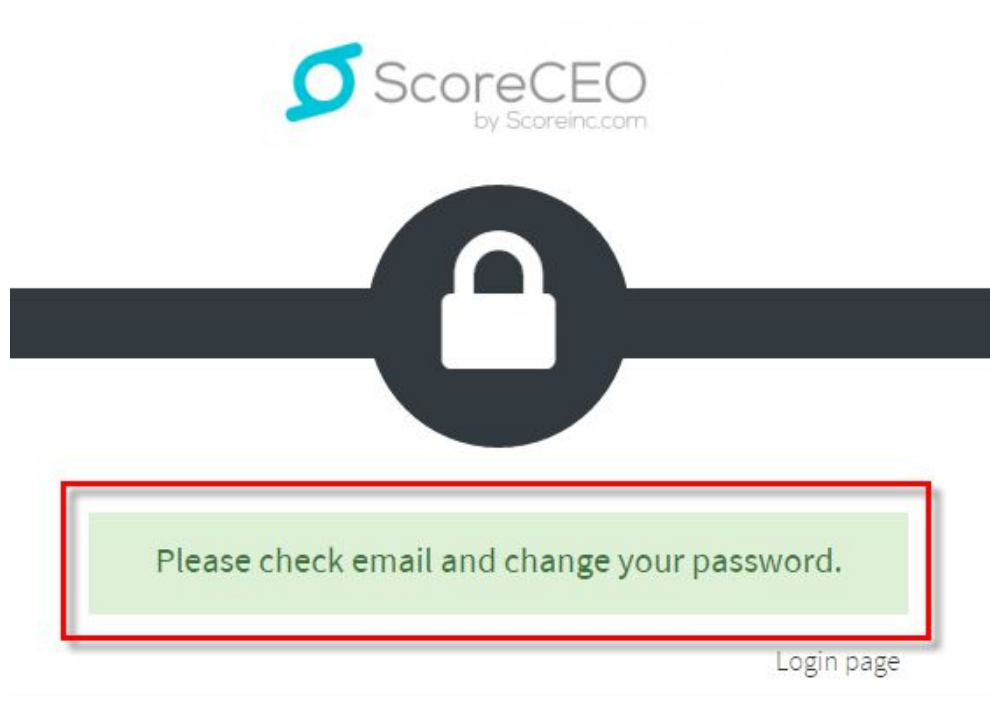


**Remember :** The login username is the email address you used when you registered

## Registration Form



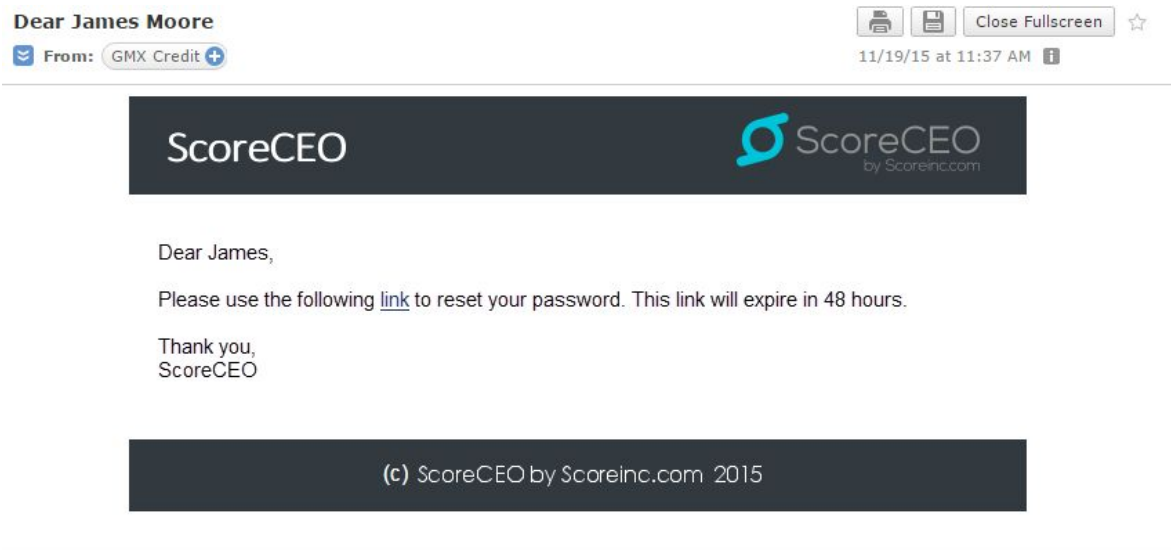
For questions regarding this tutorial please contact:



Step 3: Check your email for the “Forgot Password email” from ScoreCEO superadmin

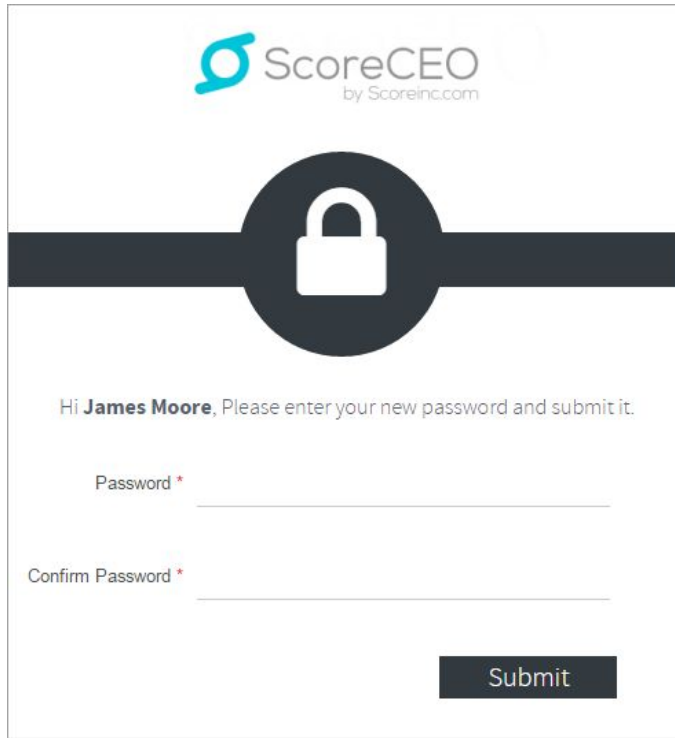


A link will be provided to step you through the process. This link expires.



For questions regarding this tutorial please contact:

**Step 4:** Reset your password (Password requires at least 8 characters including both numbers and letters)



ScoreCEO  
by Scoreinc.com

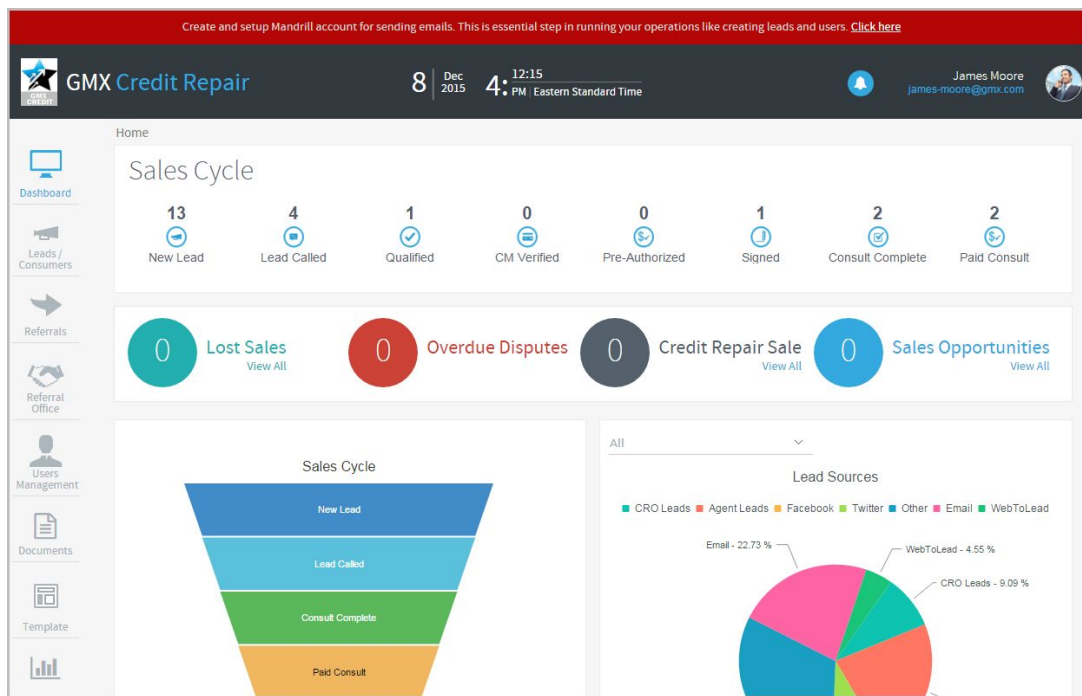
Hi **James Moore**, Please enter your new password and submit it.

Password \*

Confirm Password \*

Submit

After you login you will be taken to the Quick Wizard to set up your business portal. When setup is complete, Logging in will take you to your company Dashboard.



For questions regarding this tutorial please contact: